

FEATURES

- Unconditional Stability
- RF Ports Matched to 50 Ohms
- Internal DC Voltage Regulation
- Reverse Polarity Protection
- Over Temperature Alarm and Protection
- On\Off Switch
- Over\Under Current Alarm
- RoHS Compliant

TYPICAL APPLICATIONS

- Wireless Infrastructure
- RF Microwave and VSAT
- Military and Aerospace
- Test Instruments
- Fiber Optics

ELECTRICAL SPECIFICATIONS (@ 23°C)

Parameter	Min	Max	Typ	Units
Frequency Range	2.0	20.0	-	GHz
Noise Figure	-	7.0	4.5	dB
Gain (S21)	10	-	13	dB
Gain Flatness	-	2.0	1.0	± dB
Output Power @ 1dB Compression Point (P1dB)	+30.0	-	+31	dBm
Input VSWR (S11)	-	2.0	1.3	-
Output VSWR (S22)	-	2.2	2.0	-
DC Supply Voltage	+16	+20	+16	VDC
DC Supply Current	-	-	530	mA
DC Supply Current @ Psat	-	-	800	mA
TTL ON\OFF delay	-	-	<200	usec
TTL Rise\Fall Time	-	-	<100	usec

Amplifier has over temperature protection once temperature reach ~76-80°C amplifier will shut down and while temperatures cools by 5-10 degrees it will resume operation with no damage.

The information above is relative to the sale of a COTS product as depicted. For information regarding other amplifier features not listed for this specific MPAS model, please review our product overview brochure or contact your local representative.

The material presented in this datasheet was current at the time of publication. Narda-MITEQ's continuing product improvement program makes it necessary to reserve the right to change our mechanical and electrical specifications without notice. If either of these parameters is critical, please contact the factory to verify that the information is current.

This material consists of Narda-MITEQ general capabilities information and does not contain controlled technical data as defined within the International Traffic in Arms (ITAR) Part 120.10 or Export Administration Regulations (EAR) Part 734.7-11. D-405/05.01.18

narda  **MITEQ**

435 Moreland Road
 Hauppauge, NY 11788
 Tel : 631-231-1700
 Fax : 631-231-1711

Email : componentsnm@nardamiteq.com
www.nardamiteq.com



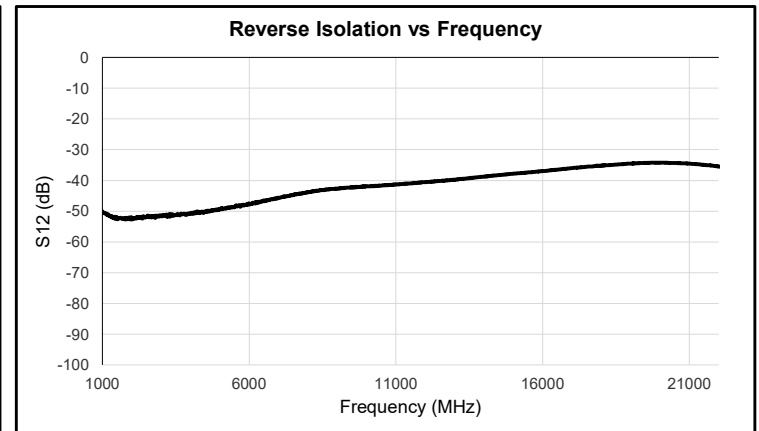
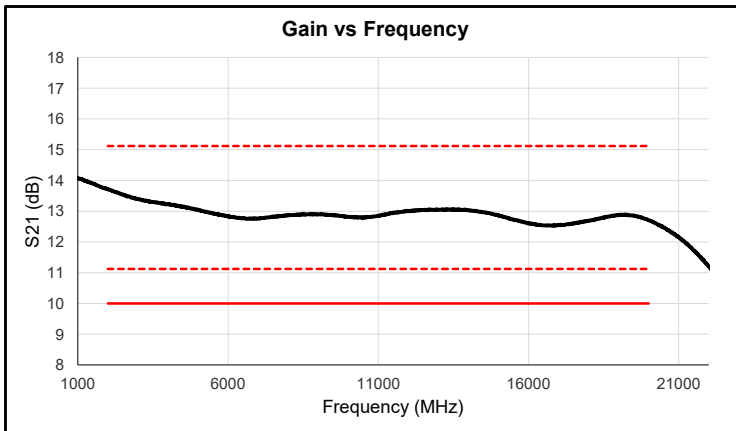
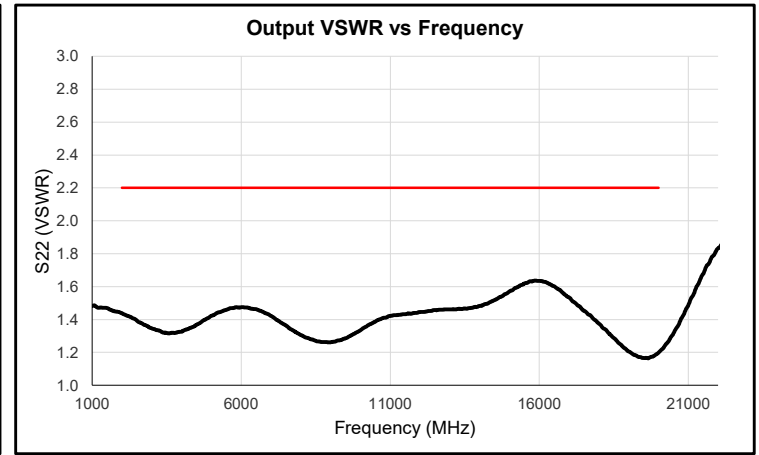
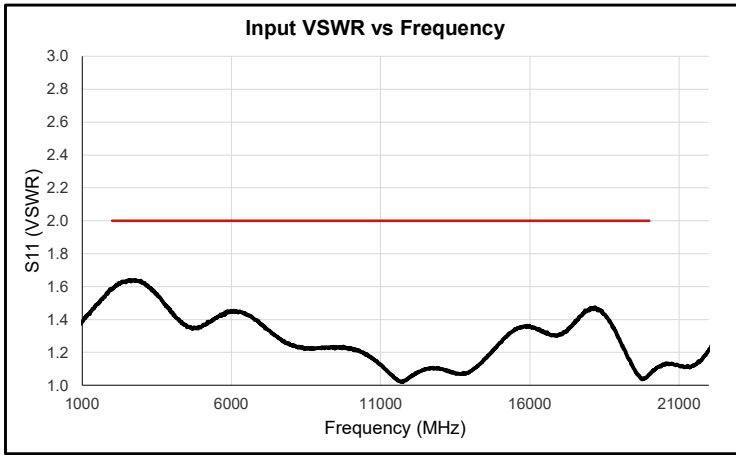
Absolute Maximum Ratings

Parameter	Rating
DC Supply Voltage	+20 V
RF Input Power	+27 dBm
Operating Temperature	-40°C to +65°C
Non-Operating Temperature	-40°C to +125°C
RF Port Coupling (In/Out)	AC Coupled

Mechanical Specifications

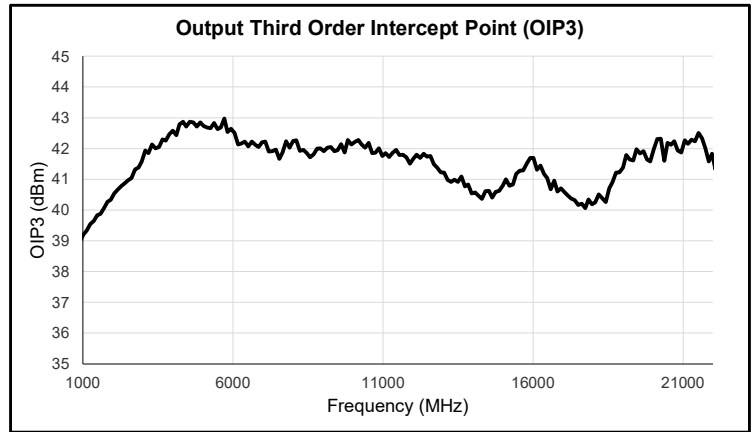
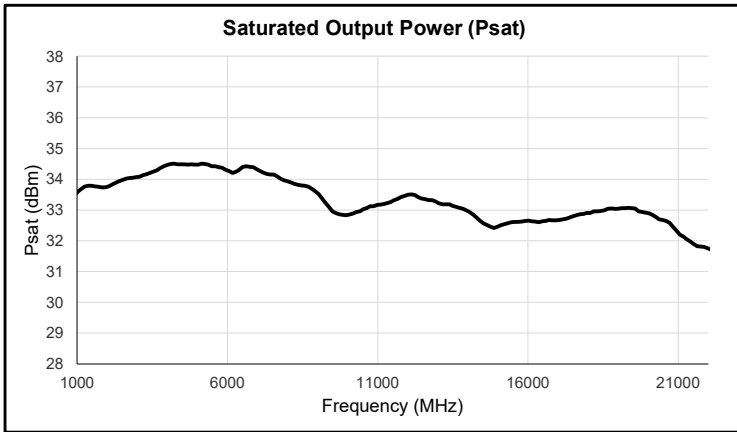
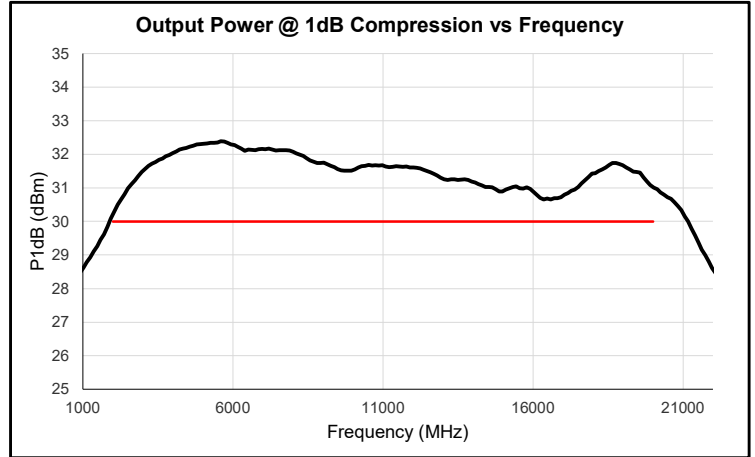
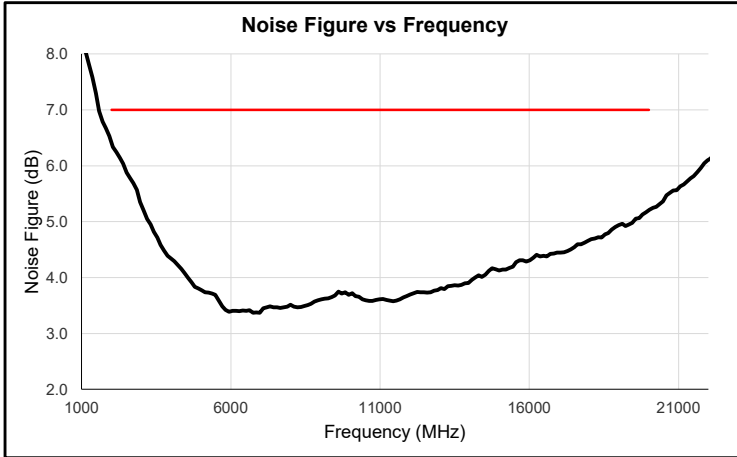
Parameter	Value
Length	2.00 in [50.8 mm]
Width	1.20 in [30.48 mm]
Height	0.47 in [11.94 mm]
Connectors (In/Out)	SMA
Approx. Weight	46 g

Typical Performance @ 23°C

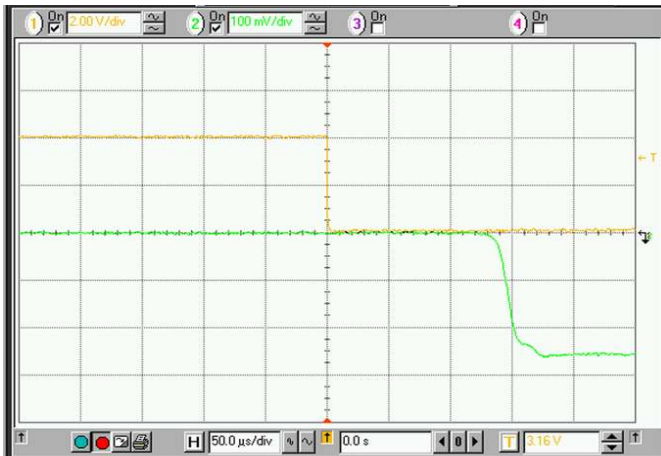


S2P file may be available upon request

Typical Performance @ 23°C



Switching time RF Off (TTL 1) to RF ON (TTL 0)
 (Yellow - TTL, Green - RF signal)



Switching time RF On (TTL 0) to RF Off (TTL 1)
 (Yellow - TTL, Green - RF signal)

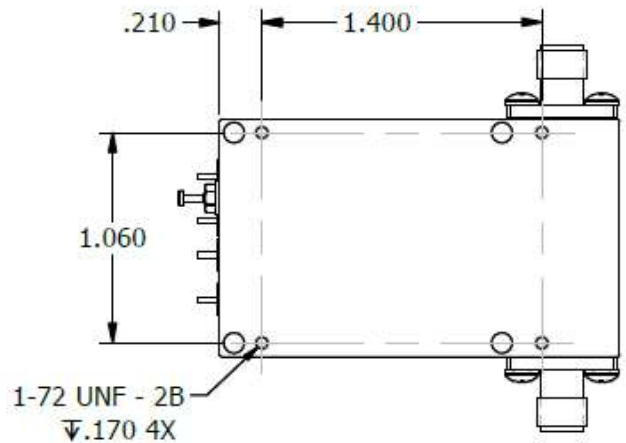
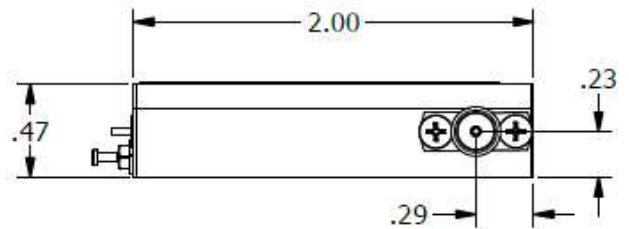
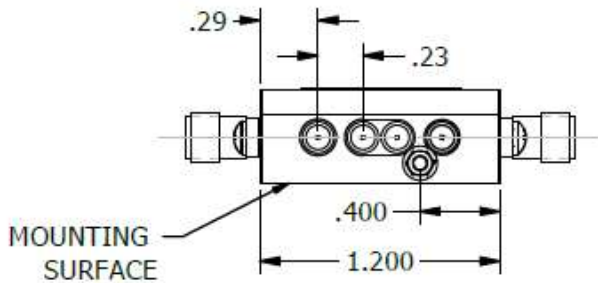
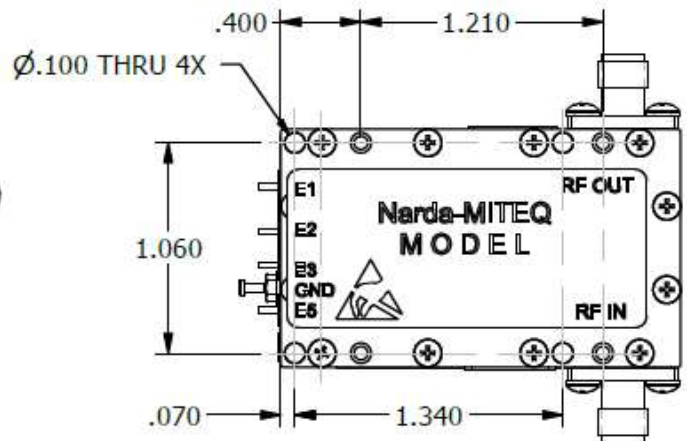
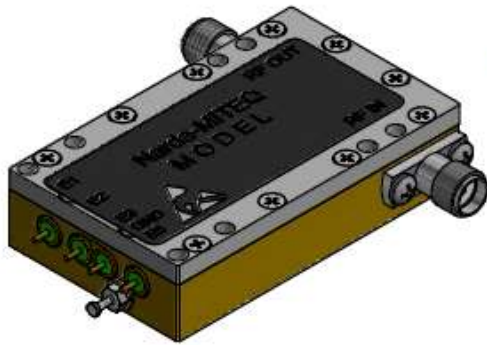


MEDIUM POWER AMPLIFIER, 2.0 - 20.0 GHz
MPAS-10-02002000-70-30P

Revision 1.2



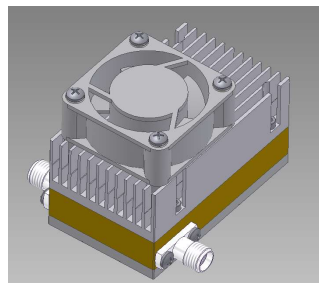

Outline (Reference Drawing 226117)



PIN DESIGNATIONS	
PIN	DESCRIPTION
E1	+Vdd
E2	OVER/UNDER CURRENT ALARM
E3	TEMPERATURE ALARM
E5	TTL ON/OFF



STEP file may be available upon request
 Optional heatsink and fan available.
 MPAS-10-02002000-70-30P-H for heatsink option
 MPAS-10-02002000-70-30P-HF for heatsink and fan option.



435 Moreland Road
 Hauppauge, NY 11788
 Tel : 631-231-1700
 Fax : 631-231-1711
 Email : componentsnm@nardamiteq.com
www.nardamiteq.com