



DUAL OUTPUT AMPLIFIERS

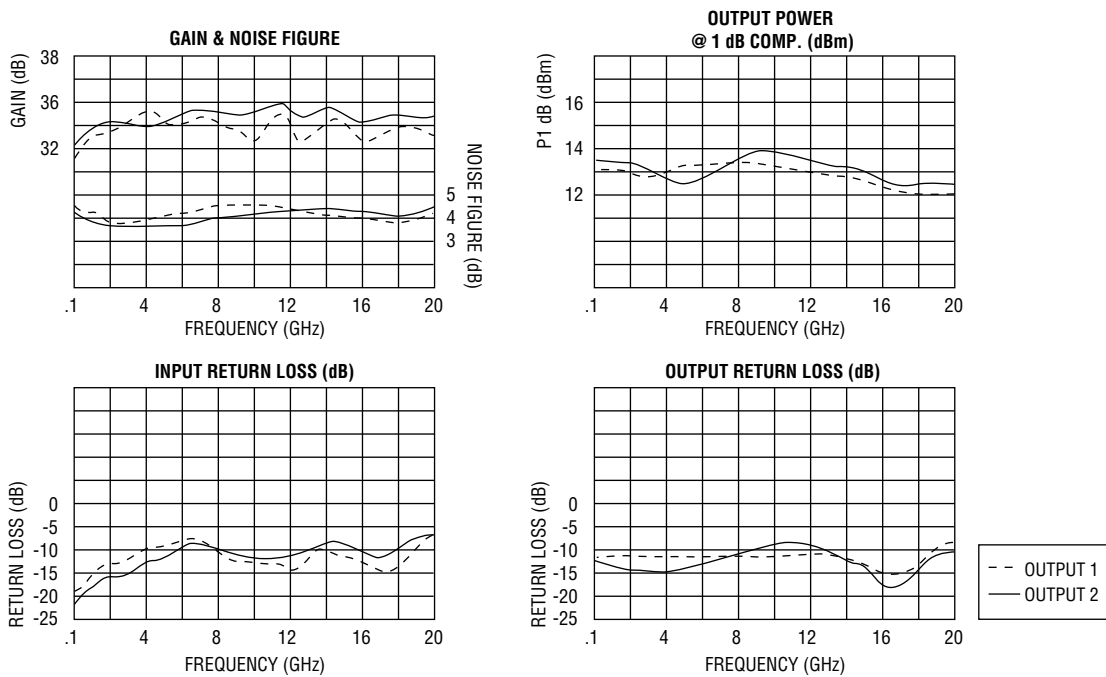
AFPD SERIES

FEATURES

- Useful for bench and lab use
- 30 dB typical output port-to-port isolation
- Optional gain and phase tracking between output ports
- Three output port option



AFPD44-00102000-50 TYPICAL DATA



NOTE: Above data is for both output ports.

MODEL NUMBER	FREQUENCY RANGE (GHz)	GAIN (dB, Min.)	GAIN FLATNESS (±dB, Max.)	NOISE FIGURE (dB, Max.)	VSWR IN/OUT (Max.)	OUTPUT POWER @ 1 dB COMP. (dBm, Min.)	NOM. DC POWER (+15 V, mA)
AFPD44-00500200-20	0.5–2	35	2	2	2:1	10	350
AFPD44-00500200-20P	0.5–2	35	2	4	2:1	20	650
AFPD44-00100400-20P	0.1–4	30	2	4	2:1	20	450
AFPD44-00101200-30	0.1–12	32	2	3	2:1	10	375
AFPD44-00101200-20P	0.1–12	30	2.5	6	2:1	20	500
AFPD44-02001800-20P**	2–18	35	3	8	2.5:1	20	600
AFPD44-00102000-50**	0.1–20	32	3	5*	2.5:1	10	400
AFPD44-00102000-20P**	0.5–20	26	3	6*	2.5:1	20	650

* Noise figure increases below 500 MHz.
 ** Available in hermetic package.
 NOTE: See page 67 for outlines.



100 Davids Drive, Hauppauge, NY 11788
 TEL.: (631) 439-9220 • FAX: (631) 436-7430
 e-mail: components@miteq.com • www.miteq.com