

Waveguide Adapters

**1.7-40 GHz**

Miniature Waveguide to Coaxial Right Angle Adapters SMA and 2.92 mm Types

- Low VSWR
- Low Insertion Loss
- Lightweight
- Precision Coaxial Connectors Either SMA or 2.92 mm

Specifications

Waveguide to SMA (F), 1.7 to 22 GHz

FREQUENCY RANGE (GHz)	MODEL	WAVEGUIDE SIZE	FLANGE TYPE	FLANGE EQUIVALENT	VSWR (max.)	CW POWER (W)	PEAK POWER (kW)	WEIGHT (max.)	
								lb.	kg.
1.70 - 2.60	4617A	WR430	CPRF	UG-1711/U	1.25	50	3	1.30	0.59
2.60 - 3.95	4618	WR284	Cover	UG-584/U	1.25	50	3	0.90	0.41
3.30 - 4.90	4619	WR229	CPRF	UG-1727/U	1.25	50	3	0.35	0.16
3.95 - 5.85	4620	WR187	Cover	UG-407/U	1.25	50	3	0.45	0.20
4.90 - 7.05	4621	WR159	CPRF	UG-1731/U	1.25	50	3	0.30	0.14
5.85 - 8.20	4622	WR137	CPRF	UG-441/U	1.25	50	3	0.25	0.11
7.05 - 10.0	4623	WR112	Cover	UG-138/U	1.25	50	3	0.17	0.08
7.00 - 11.0	4624	WR102	Cover	MIL-F-3922/70-014	1.25	50	3	0.15	0.07
8.20 - 12.4	4625	WR90	Cover	UG-135/U	1.25	50	3	0.12	0.05
10.0 - 15.0	4626	WR75	Cover	MIL-F-3922/70-017	1.25	50	3	0.10	0.05
12.4 - 18.0	4627	WR62	Cover	UG-1665/U	1.25	50	3	0.08	0.04
15.0 - 22.0	4628	WR51	Cover	MIL-F-3922/70-023	1.25	50	3	0.05	0.02

Waveguide to 2.92 mm (F), 18 to 40 GHz

FREQUENCY RANGE (GHz)	MODEL	WAVEGUIDE SIZE	FLANGE TYPE	FLANGE EQUIVALENT	VSWR (max.)	CW POWER (W)	PEAK POWER (kW)	WEIGHT (max.)	
								lb.	kg.
18.0 - 26.5	4629	WR42	Cover	UG-597/U	1.25	50	3	0.04	0.02
22.0 - 33.0	4630	WR34	Cover	UG-1530/U	1.25	10	3	0.03	0.01
26.5 - 40.0	4631	WR28	Cover	UG-599/U	1.25	10	3	0.03	0.01

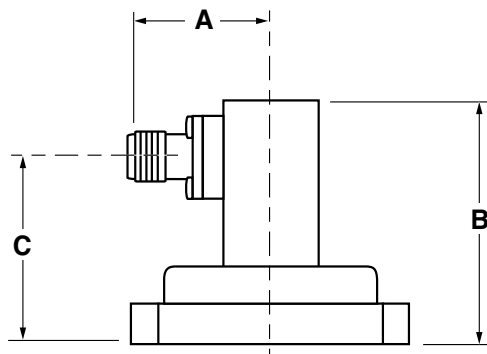
NOTE:

For a complete listing of all band letters and codes in use, refer to Band Designation Table on Page 183.



Waveguide Adapters

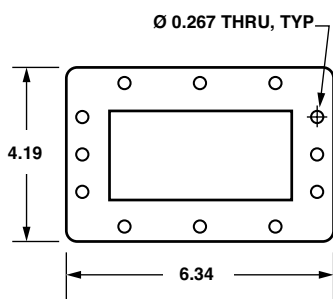
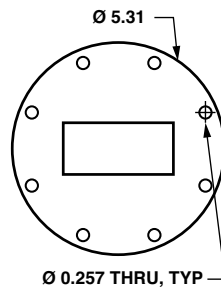
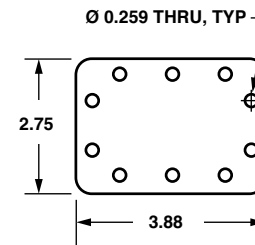
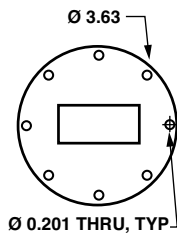
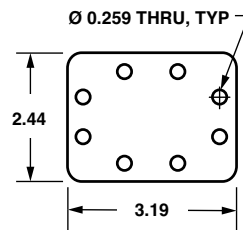
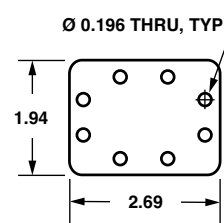
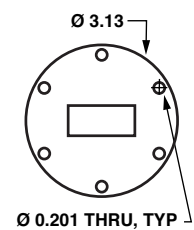
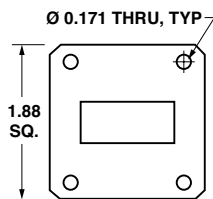
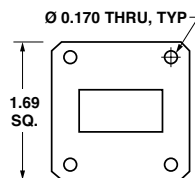
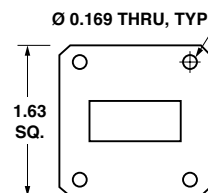
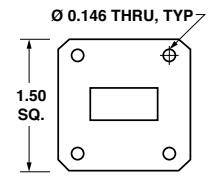
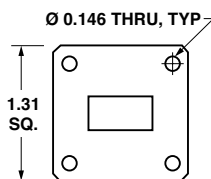
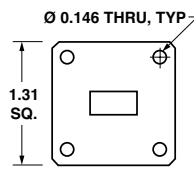
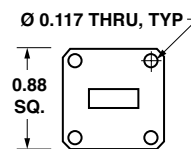
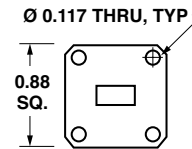
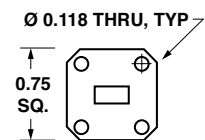
Outline Drawing



MODEL	DIMENSIONS (inches)		
	A	B	C
4617A	1.53	4.00	2.34
4618	1.13	2.95	1.90
4619	1.01	2.28	1.44
4620	0.88	2.60	1.96
4621	0.84	1.83	1.21
4622	0.75	1.70	1.23
4623	0.80	1.14	0.67
4624	0.77	1.50	1.12
4625	0.75	1.00	0.63
4626	0.74	1.00	0.63
4627	0.73	1.00	0.65
4628	0.73	1.00	0.65
4629	0.65	1.00	0.75
4630	0.66	0.56	0.36
4631	0.60	0.95	0.76

Dimensions in inches, unless otherwise specified.

Waveguide Flange Data

WR430
(UG-1711/U)WR284
(UG-584/U)WR229
(UG-1727/U)WR187
(UG-407/U)WR159
(UG-1731/U)WR137
(UG-1733/U)WR137
(UG-441/U)WR112
(UG-138/U)WR102
(MIL-F-3922/70-014)WR90
(UG-135/U)WR75
(MIL-F-3922/70-017)WR62
(UG-1665/U)WR51
(MIL-F-3922/70-024)WR42
(UG-597/U)WR34
(UG-1530/U)WR28
(UG-599/U)

For a complete listing of all band letters and codes in use, refer to Band Designation Table on page 183.

Dimensions in inches, unless otherwise specified.