



DC-18 GHz

## High Power Coaxial Terminations

- Low VSWR
- Broadband
- High Power, 500 Watts Capability
- SMA, Type N and TNC Connectors

### Specifications

SMA, Type N, TNC, DC to 18 GHz (High Power)

FREQUENCY RANGE (GHz)	MODEL	POWER*		VSWR (max.)			CONNECTOR	WEIGHT (max.)	
		AVERAGE (W)	PEAK (kW)	DC-8 GHz	8-12.4 GHz	12.4-18 GHz		oz.	kg.
DC-18	4366M	100	1	1.20	1.25	1.35	SMA (M)	10.25	0.29
	366NM	100	1	1.20	1.25	1.35	Type N (M)	11.25	0.31
	366TNCM	100	1	1.20	1.25	1.35	TNC (M)	10.75	0.30

Type N, 0.7 to 18 GHz (High Power)

FREQUENCY RANGE (GHz)	MODEL	POWER**		VSWR (max.)			WEIGHT (max.)	
		AVERAGE (W)	PEAK (kW)	0.7-1 GHz	1-9 GHz	9-18 GHz	lbs.	kg.
0.7-18	369BNM	175	10	1.20	1.10	1.20	2.5	1.1

Type N, 2 to 18 GHz (High Power)

FREQUENCY RANGE (GHz)	MODEL	POWER**		VSWR (max.)			WEIGHT (max.)	
		AVERAGE (W)	PEAK (kW)	2-10 GHz	10-14 GHz	14-18 GHz	lbs.	kg.
2-18	368BNM	500	5	1.35	1.45	1.40	6.5	3

#### CONNECTORS:

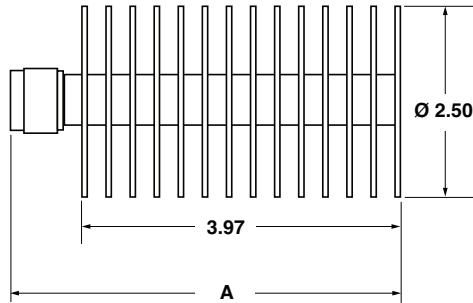
Type N; other connector configurations on special order.

\* **IMPORTANT NOTE:** Power rating is specified at 25° and free air convection at atmospheric (760 mm) pressure. Derate power capability linearly from stated value at 25°C to 10 watts at 125°C for Model 4366M, 366NM and 366TNCM.

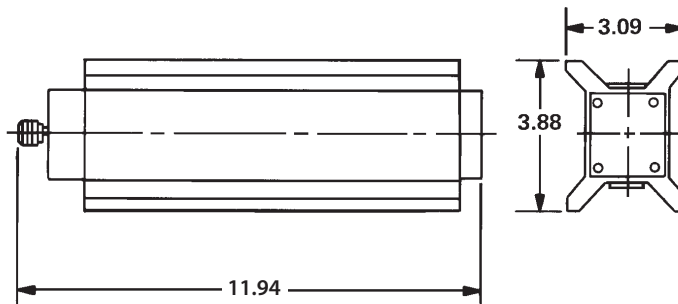
\*\* **IMPORTANT NOTE:** Power rating is specified at 25° and free air convection at atmospheric (760 mm) pressure. Derate power capability linearly from stated value at 25°C to 0 watts at 170°C for Model 369 and 200°C for Model 368 Series.

# Terminations

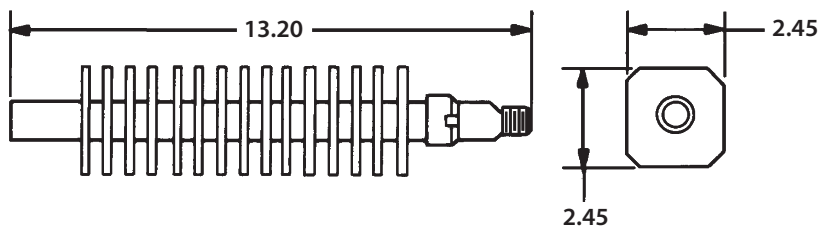
## Outline Drawings



MODEL	A
4366M	4.42
366NM	4.89
366TNCM	4.73



MODEL 368BNM



MODEL 369BNM

Dimensions in inches, unless otherwise specified.

Typical Performance Curves

